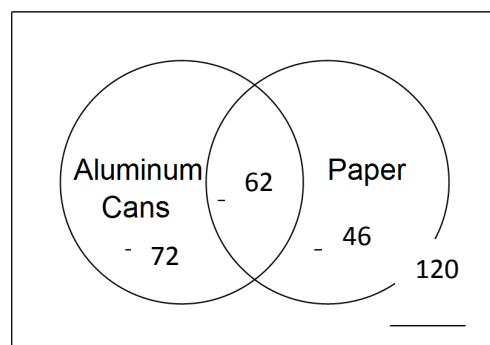


**SM2H 10.5 answers**

- 1a.  $\longrightarrow$   
 1b. 60%  
 1c. 40%  
 1d. 24%



	Brown	Blue	Other	Total
Male	12	8	4	24
Female	18	12	6	36
Total	30	20	10	60

- 2a. 40%  
 2b. 50%  
 2c. 20%  
 2d. 73%  
 2e. 40%  
 2f. 26.7%

	Junior	Senior	Total
Male	12	6	18
Female	4	6	10
Total	16	12	28

- 3a. 42.9%  
 3b. 64.3%  
 3c. 57.1%  
 3d. 42.9%

	Pizza	Salad	Total
Dessert	47	25	72
No Dessert	34	64	98
Total	81	89	170

- 4a.  $\frac{47}{170}$   
 4b.  $\frac{53}{85}$   
 4c.  $\frac{5}{34}$   
 4d.  $\frac{4}{5}$   
 4e.  $\frac{1}{5}$   
 4f.  $\frac{29}{34}$   
 4g.  $\frac{32}{85}$

4g.  $\frac{123}{170}$

4i.  $\frac{47}{81}$

4j.  $\frac{47}{72}$

4k.  $\frac{34}{81}$


4l.  $\frac{25}{72}$

4m.  $\frac{25}{89}$

4n.  $\frac{17}{49}$

4o.  $\frac{64}{89}$

4p.  $\frac{32}{49}$

5a. 

5b. 68%

5c. 54%

5d. 84.2%

5e. 66.7%

5f. 15.8%

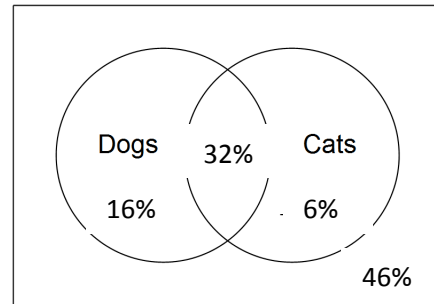
5g. 33.3%

5h. 11.5%

5i. 25.8%

5j. 88.5%

5k. 74.2%



	Natural/ Physical Sciences	Business	Social Sciences	Engineering/ Computer Science	Humanities/ Other	Undecided	Total
<b>Female</b>	13482	8271	10160	4038	9509	19604	65,064
<b>Male</b>	9206	8086	6033	16545	5474	16856	62,200
<b>Total</b>	22,688	16,357	16,193	20,583	14,983	36,460	127,264

6a. 0.129

6b. 0.148

6c. 0.196

6d. 0.245

6e. 0.154

6f. 0.773

6g.  $P(\text{female} | \text{business}) = 0.506$ ,  $P(\text{business} | \text{female}) = 0.127$ , no