

SM2H 7.5 Similarity Notes

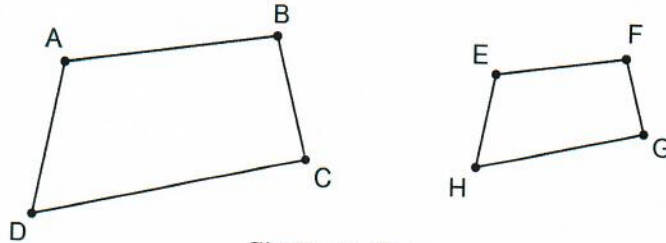
Congruent Figures: Same shape and same size.

Similar Figures: Same shape.

If two polygons are similar, then:

- Their **corresponding angles are congruent**.
- The lengths of their **corresponding sides are proportional**.

Examples:

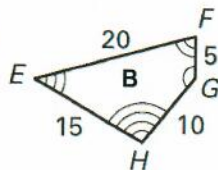
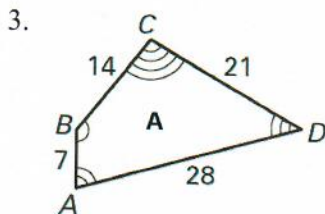
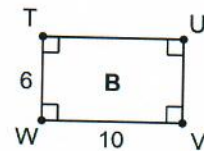
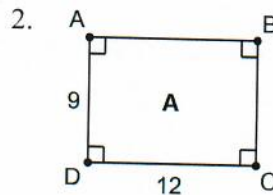
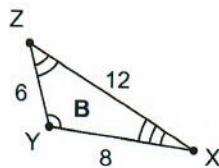
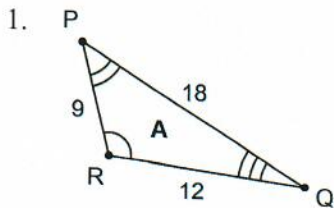


Similarity Statement:
 $ABCD \sim EFGH$

1. List all pairs of congruent angles.
2. Write a **statement of proportionality** for the sides.

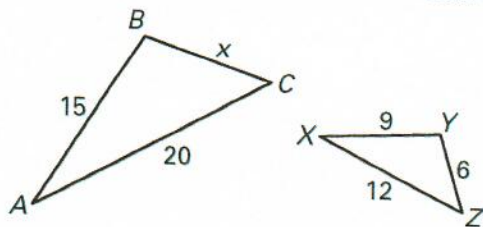
Scale Factor: The ratio of the lengths of two corresponding sides in similar polygons.

Examples: Decide whether each set of figures are similar. If they are similar, write a similarity statement and find the scale factor.

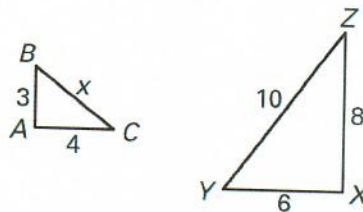


Examples: $\triangle ABC \sim \triangle XYZ$. Find the value of x .

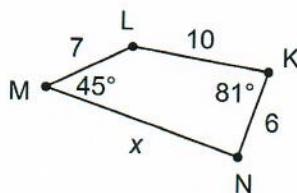
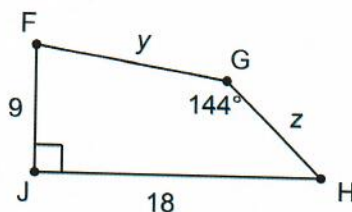
1.



2.



Examples: In the diagram below, $FGHJ \sim KLMN$.



1. List all pairs of congruent angles.

2. Write a statement of proportionality.

3. Find $m\angle F$.

4. Find $m\angle H$.

5. Find $m\angle L$.

6. Find $m\angle N$.

7. Find the value of x .

8. Find the value of y .

9. Find the value of z .

Examples:

1. A 6.5 ft. tall car standing next to an adult elephant casts a 33.2 ft. shadow. If the adult elephant casts a shadow that is 51.5 ft. long, then how tall is the elephant?

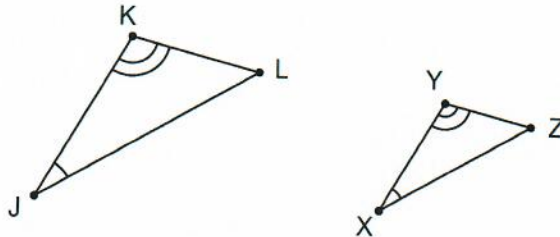
2. A telephone booth that is 8 ft. tall casts a shadow that is 4 ft. long. Find the height of a nearby lawn ornament that casts a 2 ft. shadow.

Triangle Similarity Theorems

So far, if we wanted to show that two figures are similar, we've had to show that *all* of the corresponding angles are congruent and *all* of the corresponding sides are proportional. Luckily, there are some shortcuts for triangles.

Angle-Angle Similarity Postulate (AA Similarity):

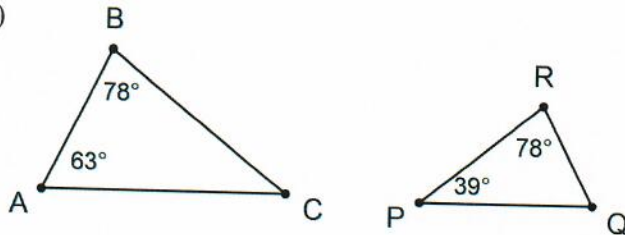
If two angles of one triangle are congruent to two angles of another triangle, then the two triangles are similar.



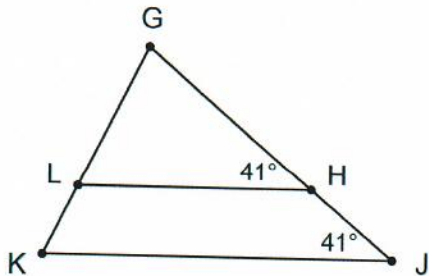
If $\angle J \cong \angle X$ and $\angle K \cong \angle Y$, then $\triangle JKL \sim \triangle XYZ$.

Examples: Determine whether the triangles are similar. Explain your reasoning. If they are similar, write a similarity statement.

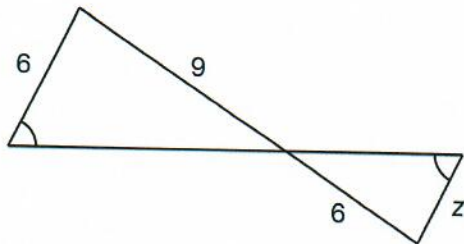
a)



b)

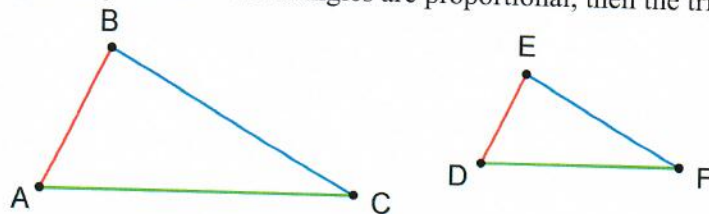


Example: Write a similarity statement for the triangles. Then find the value of z .



Side-Side-Side Similarity Theorem (SSS Similarity)

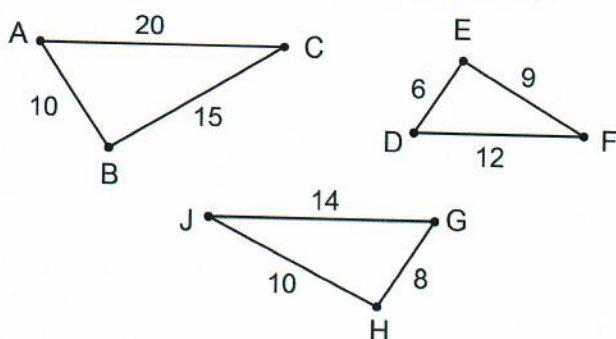
If the corresponding sides of two triangles are proportional, then the triangles are similar.



$$\text{If } \frac{AB}{DE} = \frac{BC}{EF} = \frac{CA}{FD}, \text{ then } \triangle ABC \sim \triangle DEF.$$

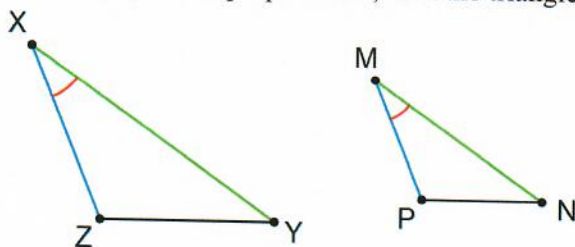
★ **TIP:** When testing for SSS similarity, compare the shortest sides, longest sides, and medium sides.

Example: Is either $\triangle DEF$ or $\triangle GHJ$ similar to $\triangle ABC$?



Side-Angle-Side Similarity Theorem (SAS Similarity)

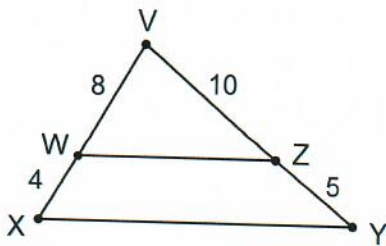
If an angle of one triangle is congruent to an angle of a second triangle and the lengths of the sides that include these angles are proportional, then the triangles are similar.



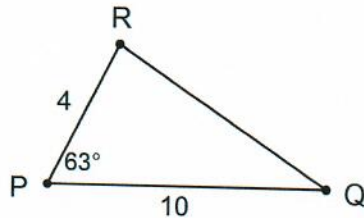
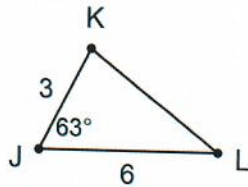
$$\text{If } \angle X \cong \angle M \text{ and } \frac{PM}{ZX} = \frac{MN}{XY}, \text{ then } \triangle XYZ \sim \triangle MNP.$$

Examples: Determine whether the triangles are similar. If they are similar, write a similarity statement and determine the scale factor.

a)



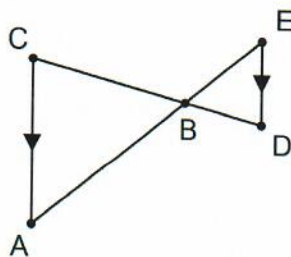
b)



Complete the following proof:

Given: $\overline{AC} \parallel \overline{DE}$

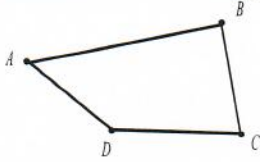
Prove: $\triangle ABC \sim \triangle EBD$



Statements	Reasons
1.	1. Given
2. $\angle A \cong \angle E$	2.
3.	3. Vertical Angles Theorem
4. $\triangle ABC \sim \triangle EBD$	4.

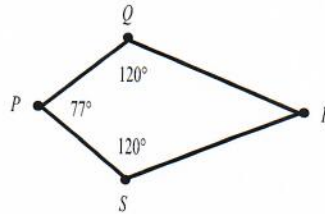
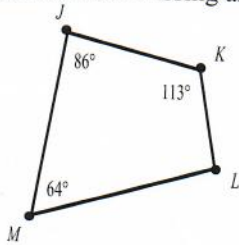
SM2H 7.6 Quadrilaterals Notes

Quadrilateral Interior Angles Theorem: The measures of the interior angles of a quadrilateral add up to 360° .


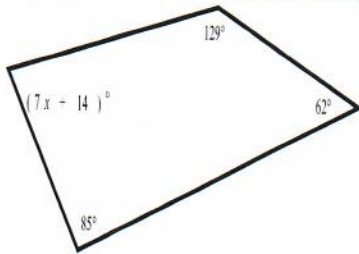


$$m\angle A + m\angle B + m\angle C + m\angle D = 360^\circ$$

Examples: Find the missing angle measures in each quadrilateral.




Examples: Find the value of the variable in each quadrilateral.



Parallelogram: A quadrilateral with two pairs of parallel sides.

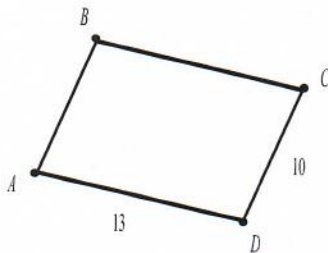
Properties:

- Opposite sides are parallel. (Definition)
- Opposite sides are congruent. (Theorem)
- Opposite angles are congruent. (Theorem)
- Consecutive angles are supplementary. (Theorem)
- Diagonals bisect each other. (Theorem)

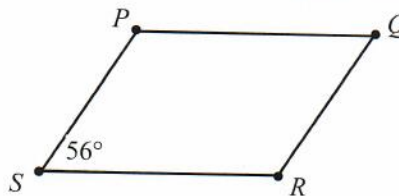


Examples:

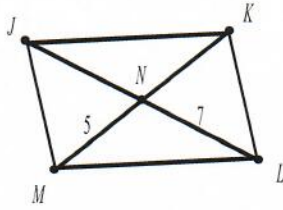
Find AB and BC in $\triangle ABCD$.



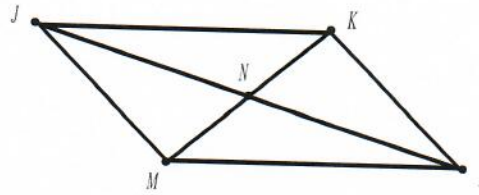
Find the missing angle measures in $\triangle PQRS$.



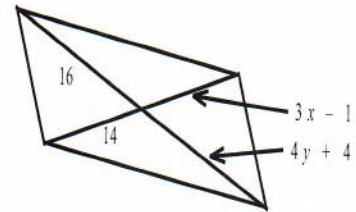
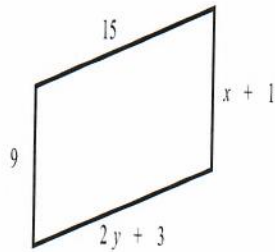
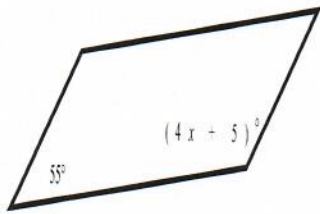
$JKLM$ is a parallelogram. Find the requested measures.
Find JN and KN .



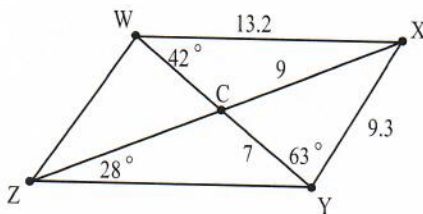
Find JN and NL if $JL = 20$.



Find the value of the variables in each parallelogram.



In the diagram below, $WXYZ$ is a parallelogram. Find the requested measures.



$$m\angle XWZ = \underline{\hspace{2cm}} \quad YZ = \underline{\hspace{2cm}}$$

$$m\angle WXY = \underline{\hspace{2cm}} \quad CZ = \underline{\hspace{2cm}}$$

$$m\angle WZC = \underline{\hspace{2cm}} \quad WY = \underline{\hspace{2cm}}$$


$$m\angle WCX = \underline{\hspace{2cm}} \quad WZ = \underline{\hspace{2cm}}$$

To Prove that a Quadrilateral is a Parallelogram:

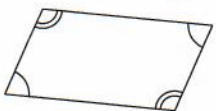
Show that *both* pairs of opposite sides are parallel. (Definition of parallelogram)



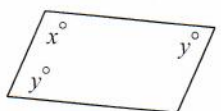
Show that *both* pairs of opposite sides are congruent. (Theorem)



Show that *both* pairs of opposite angles are congruent. (Theorem)



Show that one angle is supplementary to both of its consecutive angles. (Theorem)



$$x^\circ + y^\circ = 180^\circ$$

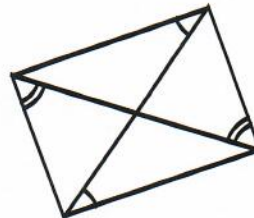
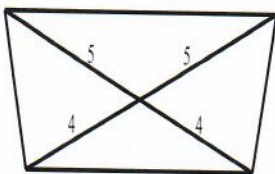
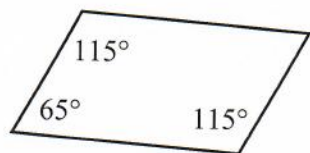
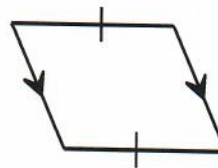
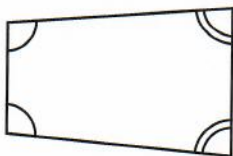
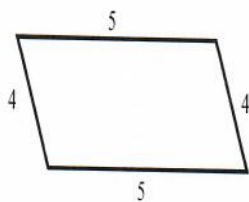
Show that the diagonals bisect each other. (Theorem)



Show that one pair of sides are *both* parallel and congruent. (Theorem)



Examples: Decide whether each quadrilateral is a parallelogram. Explain your reasoning. Hint: On each problem, list everything that the diagram tells you. Then think about whether you can use that information to say anything else about the diagram. Finally, decide whether you have enough information to use one of the theorems above.



Rectangle: A parallelogram with four right angles.

Properties:

All properties of parallelograms apply (Rectangles are parallelograms)

Four right angles (Definition)

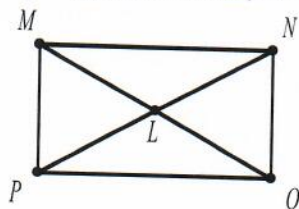
Congruent diagonals (Theorem)

Rectangle Corollary: If a quadrilateral has four right angles, then it is a rectangle. This means you don't have to know that it is a parallelogram to show it is a rectangle.

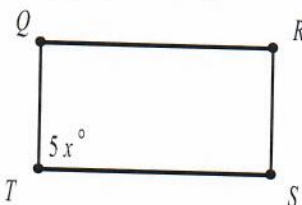


Examples: Each of the quadrilaterals below is a rectangle. Find the requested values.

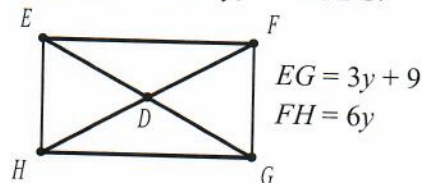
If $MO = 10$, find NP , ML , and NL .



Find the value of x .



Find the value of y , EG and DG .



Rhombus: A parallelogram with four congruent sides.

Properties:

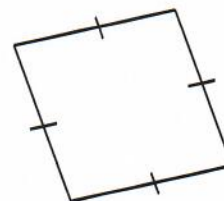
All properties of parallelograms apply (Rhombi are parallelograms)

All four sides are congruent (Definition)

Diagonals are perpendicular bisectors (Theorem)

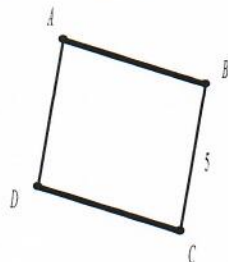
Each diagonal bisects a pair of opposite angles

Rhombus Corollary: If a quadrilateral has four congruent sides, then it is a rhombus. This means you don't have to know that it is a parallelogram to show it is a rhombus.

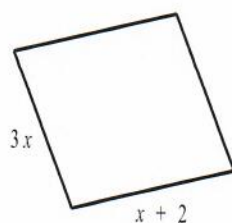


Examples: Each of the quadrilaterals below is a rhombus. Find the requested values.

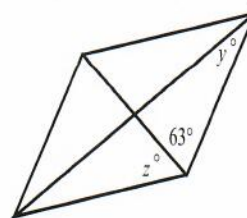
Find AB , CD , and AD .



Find the value of x .



Find the values of y and z .



Square: A parallelogram with four congruent sides **and** four right angles.

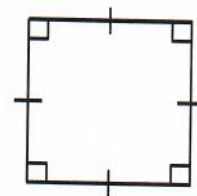
Properties:

All properties of parallelograms apply (All squares are parallelograms)

All properties of rectangles apply (All squares are rectangles)

All properties of rhombi apply (All squares are rhombi)

Square Corollary: If a quadrilateral has four congruent sides and four right angles, then it is a square. This means you don't have to know that it is a parallelogram to show it is a square.



Trapezoid: A quadrilateral with *exactly one* pair of parallel sides.

Bases of a trapezoid: The parallel sides of a trapezoid.

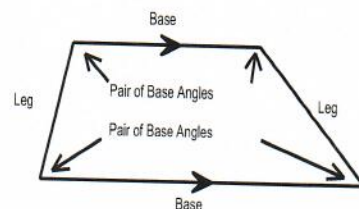
Base angles: Two angles that share a base.

A trapezoid has two pairs of base angles.

Legs of a trapezoid: The non-parallel sides of a trapezoid.

Properties:

The angles on either side of each leg are supplementary (Same-side interior angles).



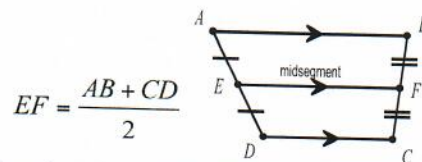
Midsegment of a trapezoid: The segment that joins the midpoints of the legs.

Properties of the midsegment of a trapezoid:

Bisects the legs (definition)

Parallel to the two bases

Length is the average of the lengths of the bases (add the lengths of the bases and divide by two).

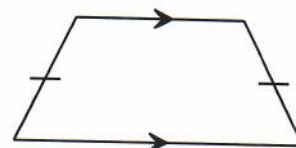


Isosceles Trapezoid: A trapezoid with congruent legs.

Properties:

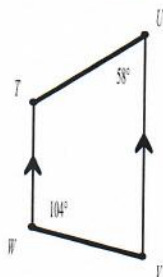
Diagonals are congruent.

Base angles are congruent.

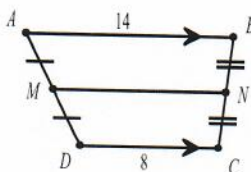


Examples:

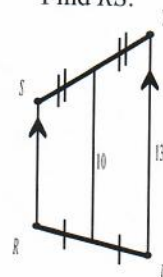
Find the missing angle measures.



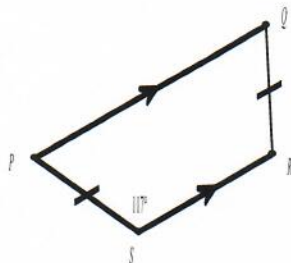
Find the length of midsegment \overline{MN} .



Find RS.



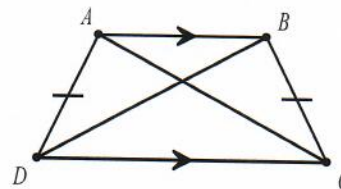
$PQRS$ is an isosceles trapezoid.
Find the missing angle measures.



$JKLM$ is an isosceles trapezoid.
Find the value of x .



$ABCD$ is an isosceles trapezoid.
Find AC if $BD = 10$.

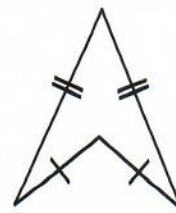
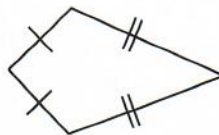


Kite: A quadrilateral with two pairs of congruent consecutive sides and no congruent opposite sides.

Properties:

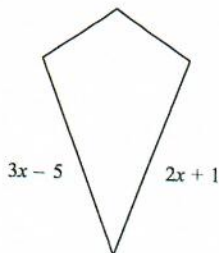
No parallel sides

Diagonals are perpendicular.

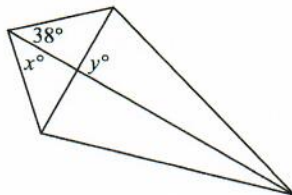


Examples:

Solve for x .



Find the missing angle measures.



Directions: Put an "x" in the box if the statement is always true for each type of quadrilateral.

	Parallelogram	Rectangle	Rhombus	Square	Trapezoid	Isosceles Trapezoid
Both pairs of opposite sides are parallel						
Diagonals are congruent						
Both pairs of opposite angles are congruent						
Diagonals bisect each other						
All pairs of consecutive angles are supplementary						
Diagonals are perpendicular						
Exactly one pair of parallel sides						
Both pairs of opposite sides are congruent						
All four sides are congruent						
Diagonals are angle bisectors						
Has four right angles						

Quadrilateral Flowchart

Quadrilateral

4 sided polygon (2 - D)
Sum of internal angles = 360

Trapezoid

Exactly one pair of // sides



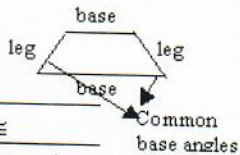
Isosceles Trapezoid

Legs \cong

Common base angles \cong

Uncommon base angles supplementary

Diagonals are congruent



Parallelogram



Both pairs of opposite sides //

Both pairs of opposite sides \cong

Opposite angles are \cong

Consecutive angle pairs supplementary

Diagonals bisect each other

Rectangle



At least 1 right (all right angles)

Diagonals are \cong

Rhombus



At least 2 consecutive sides \cong (all sides \cong)

Diagonals bisect angles

Diagonals \perp bisectors

Diagonals form 4 \cong right triangles

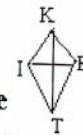
Square



Both a rectangle and rhombus

Diagonals form 4 \cong isosceles right Triangles

Kite



2 disjoint pairs of consecutive sides \cong

Definition of perpendicular

Diagonals \perp bisect (KT)

Diagonals bisect opposite angles

1 set of opposite angles \cong

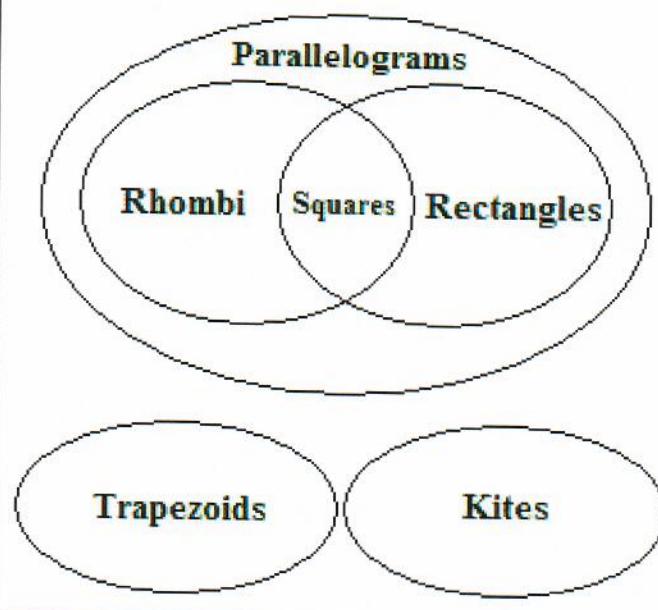
Note: Once the property is listed, it filters down to all other shapes.

i.e. Quadrilaterals have 360 degrees, so every 4-sided figure has 360 degrees.

KEY
 \angle Angle
 \cong Congruent
// Parallel
 \perp Perpendicular

Copyright: kwiznet.com

Quadrilaterals



SM2H 7.7 Quadrilaterals Day 2 Notes – Classifying Quadrilaterals in the Coordinate Plane

Graph and label the quadrilateral

Decide whether the quadrilateral is a PARALLELOGRAM using one of the following tests:

1. **slope formula:** Find the slope of all four sides to see if opposite sides are parallel (same slope).
2. **distance formula:** Find the length of all four sides to see if opposite sides are congruent.
3. **midpoint formula:** Find the midpoints of the diagonals to see if diagonals bisect each other. (If the midpoints are the same, the diagonals bisect each other.)

If the quadrilateral is a parallelogram:

1. **Decide whether the parallelogram is a RECTANGLE using one of the following tests:**
 - a. **Slope formula:** See if consecutive sides are perpendicular (slopes are negative reciprocals—opposite signs and fraction flipped upside down).
 - b. **Distance formula:** Find the length of both diagonals to see if they are congruent.
2. **Decide whether the parallelogram is a RHOMBUS using one of the following tests:**
 - a. **Distance formula:** Find the length of all four sides to see if they are all congruent.
 - b. **Slope formula:** Find the slope of the diagonals to see if they are perpendicular (slopes are negative reciprocals).
3. **Decide whether the parallelogram is a SQUARE:**
 - a. If the parallelogram is both a rhombus and a rectangle, then it is a square.

If the quadrilateral is not a parallelogram:

1. **Decide whether the quadrilateral is a TRAPEZOID:**
 - a. **Slope Formula:** Find the slope of all four sides to see if one pair of opposite sides is parallel (same slope).
2. **If the quadrilateral is a trapezoid, check to see whether it is ISOSCELES using one of the following tests:**
 - a. **Distance Formula:** Find the lengths of the non-parallel sides to see if they are congruent.
 - b. **Distance Formula:** Find the lengths of the diagonals to see if they are congruent.

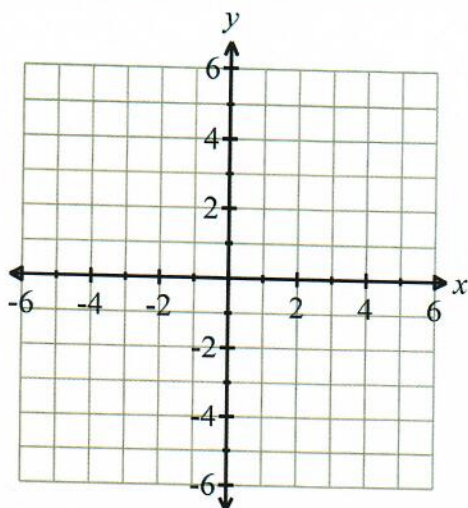
$$\text{Slope: } m = \frac{y_2 - y_1}{x_2 - x_1}$$

$$\text{Distance: } d = \sqrt{(y_2 - y_1)^2 + (x_2 - x_1)^2}$$

$$\text{Midpoint: } \left(\frac{x_1 + x_2}{2}, \frac{y_1 + y_2}{2} \right)$$

Decide whether the quadrilateral with vertices at $A(-6,4)$, $B(-3,1)$, $C(0,2)$, and $D(-3,5)$ is a parallelogram.

Graph and label the quadrilateral



Method 1: Slope Formula

Slope of \overline{AB} :

Slope of \overline{BC} :

Slope of \overline{CD} :

Slope of \overline{DA} :

Is $\overline{AB} \parallel \overline{CD}$?

Is $\overline{BC} \parallel \overline{DA}$?

Is $ABCD$ a parallelogram? Why or why not?

Method 2: Distance Formula

Length of \overline{AB} :

Length of \overline{BC} :

Length of \overline{CD} :

Length of \overline{DA} :

Is $\overline{AB} \cong \overline{CD}$?

Is $\overline{BC} \cong \overline{DA}$?

Is $ABCD$ a parallelogram? Why or why not?

Method 3: Midpoint Formula

Midpoint of \overline{AC} :

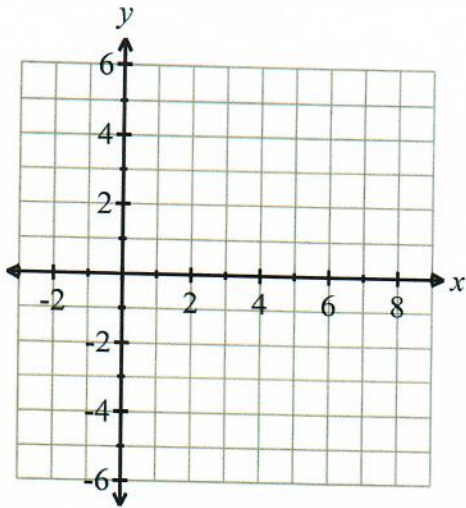
Midpoint of \overline{BD} :

Are the midpoints of the diagonals the same?

Is $ABCD$ a parallelogram? Why or why not?

Decide whether the quadrilateral with vertices at $A(2,2)$, $B(5,4)$, $C(8,1)$, and $D(2,-3)$ is a parallelogram.

Graph and label the quadrilateral



Method 1: Slope Formula

Slope of \overline{AB} :

Slope of \overline{BC} :

Slope of \overline{CD} :

Slope of \overline{DA} :

Is $\overline{AB} \parallel \overline{CD}$?

Is $\overline{BC} \parallel \overline{DA}$?

Is $ABCD$ a parallelogram? Why or why not?

Method 2: Distance Formula

Length of \overline{AB} :

Length of \overline{BC} :

Length of \overline{CD} :

Length of \overline{DA} :

Is $\overline{AB} \cong \overline{CD}$?

Is $\overline{BC} \cong \overline{DA}$?

Is $ABCD$ a parallelogram? Why or why not?

Method 3: Midpoint Formula

Midpoint of \overline{AC} :

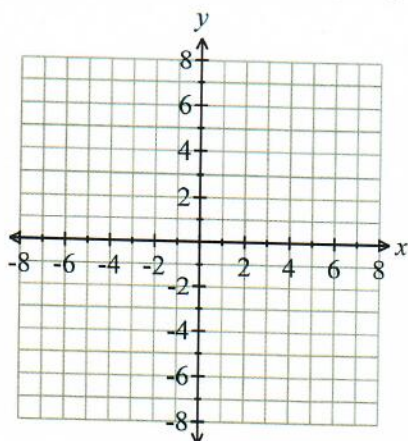
Midpoint of \overline{BD} :

Are the midpoints of the diagonals the same?

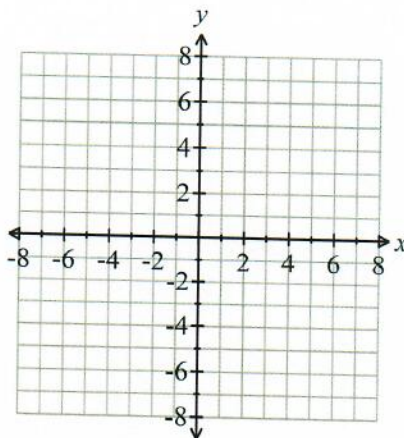
Is $ABCD$ a parallelogram? Why or why not?

Graph and label each quadrilateral with the given vertices. Then determine the most precise name for each quadrilateral. You may use any tests you want, but you must show all your work!

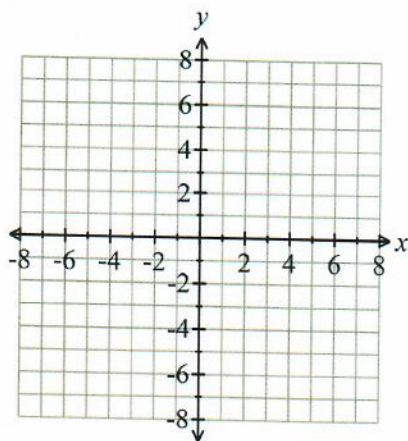
1. $A(3,5)$, $B(7,6)$, $C(6,2)$, $D(2,1)$



2. $H(-2,-3)$, $I(4,0)$, $J(3,2)$, $K(-3,-1)$



3. $D(-3,1)$, $E(-7,-3)$, $F(6,-3)$, $G(2,1)$



4. $M(2,6)$, $N(4,2)$, $P(0,0)$, $Q(-2,4)$

